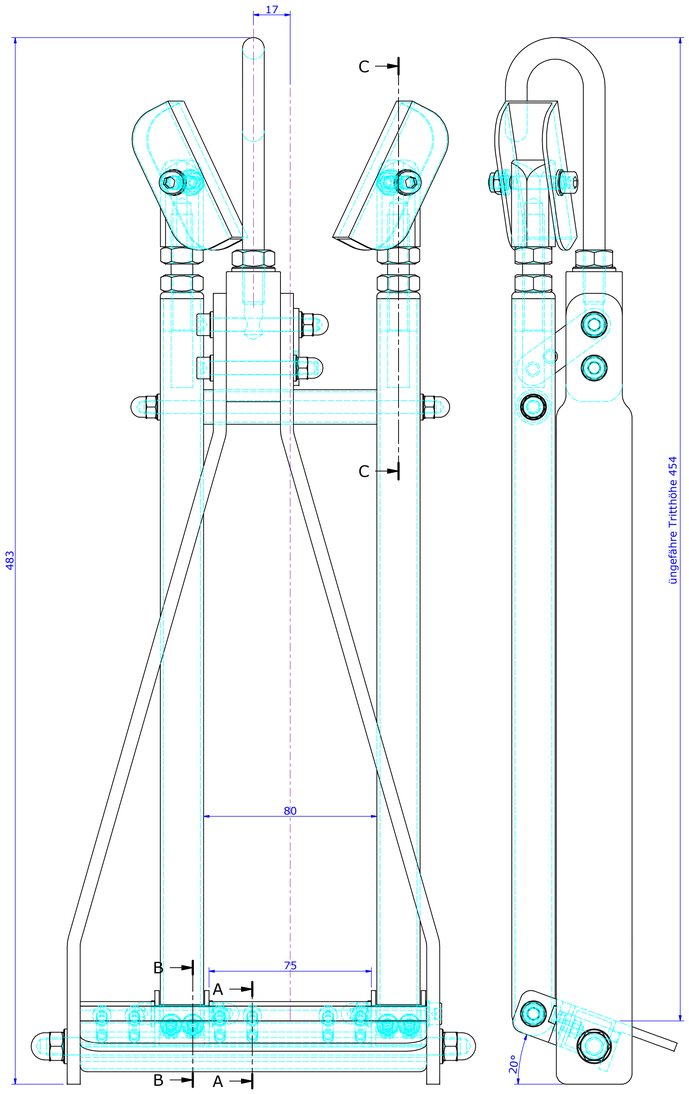

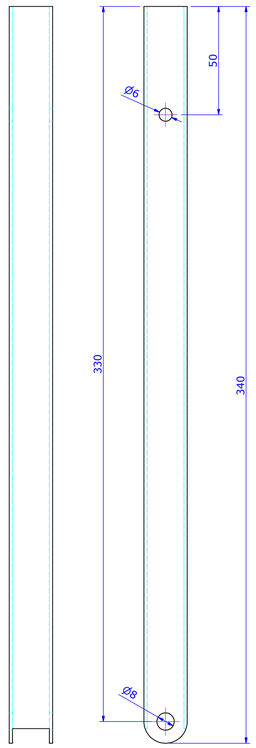

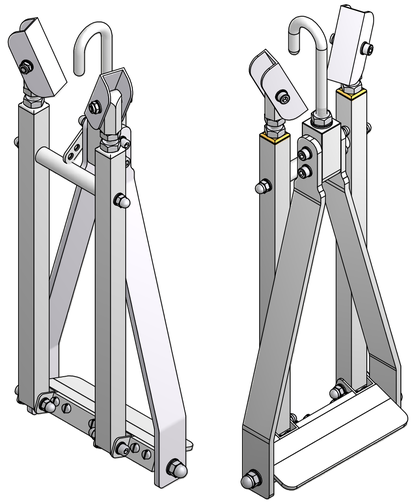

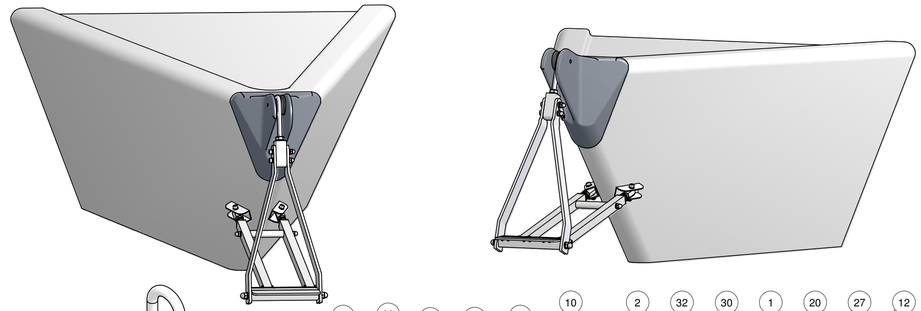

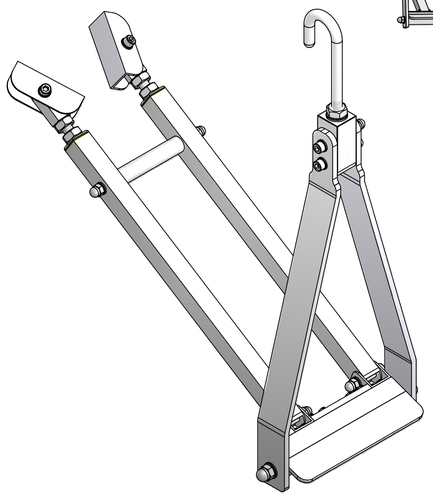

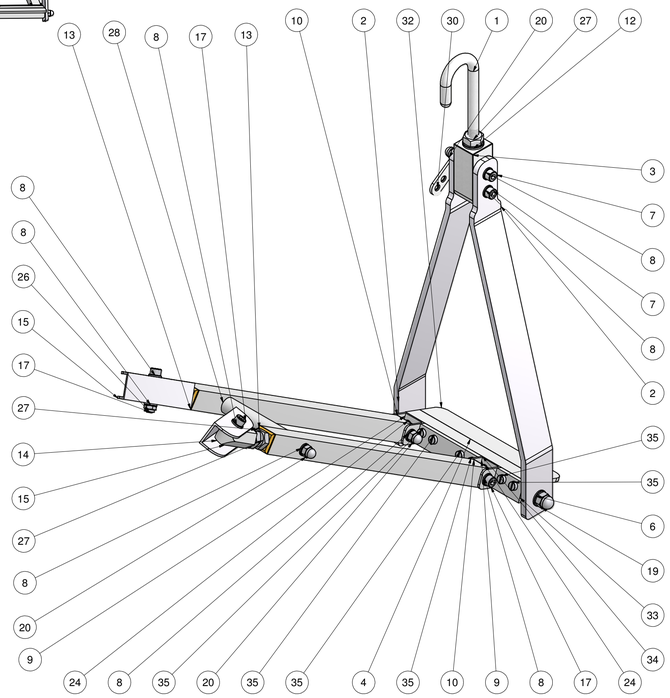

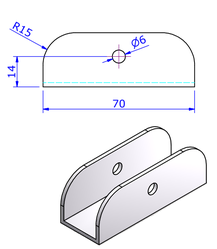

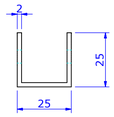

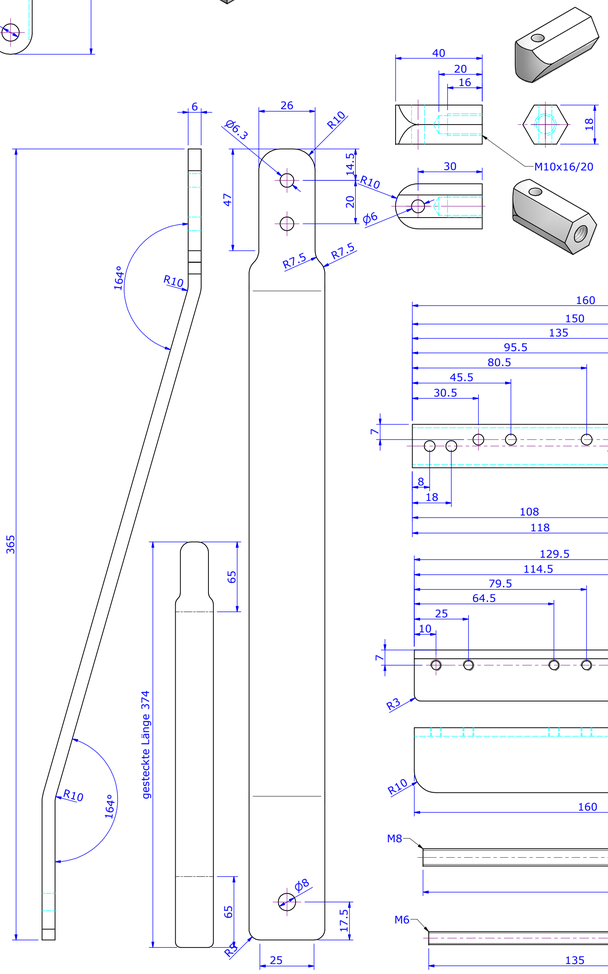

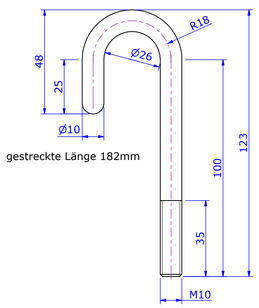

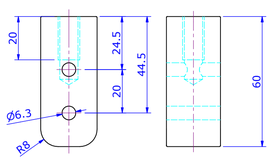

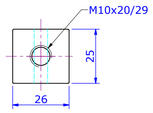

C-C (1 : 1)

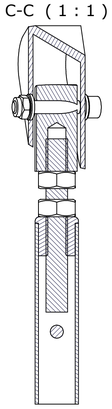

A-A (1 : 1)

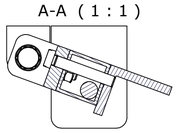

B-B (1 : 1)

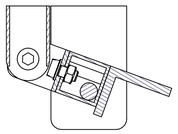

Stückliste

OBJEKT	ANZAHL	BAUTEILNUMMER	BEZEICHNUNG
1	1	Haken	
2	2	Wangen	
3	1	Distanz	
4	1	Tritt	
5	1	Gewindestange	
6	2	DIN 125-1 - B 8.4	Scheibe
7	2	DIN 912 - M6 x 50	Zylinderkopfschraube
8	14	DIN 125-1 - B 6.4	Scheibe
9	2	U1	
10	2	Stütze1	
12	1	DIN 125-1 - B 10.5	Scheibe
13	2	Stopfen	
14	2	Sechskant	
15	2	Anleger	
16	2	Drehrohr	
17	4	DIN 912 - M6 x 35	Zylinderkopfschraube
19	2	DIN 1587 - M8	Hutmutter
20	6	DIN 1587 - M6	Hutmutter
21	2	Gewindestange10	
23	4	DIN 84 - M5 x 10	Zylinderschraube mit Schlitz
24	4	DIN 125-1 - B 5.3	Scheibe
25	4	DIN 934 - M5	Sechskantmutter
26	2	DIN 985 - M6	Sechskantmutter
27	5	DIN 934 - M10	Sechskantmutter
28	1	Distanzrohr	
29	1	Gewindestange6	
30	1	Halter	
32	1	TrittW	
33	1	Platte_kurz	
34	1	Platte_lang	
35	6	DIN 84 - M5 x 30	Zylinderschraube mit Schlitz

	Datum	Name
Gezeichnet	25.10.2010	kpb
Kontrolliert		
Norm		

Jolly Roger Benetnasch³

Maßstab im Original: | Werkstoff: | Masse:

Benennung: Bugleiter

Zeichnungsnummer: | Änd.: | A0